

# Application terminology standardization

Revision of the most used terms in application since version 13

## Introduction

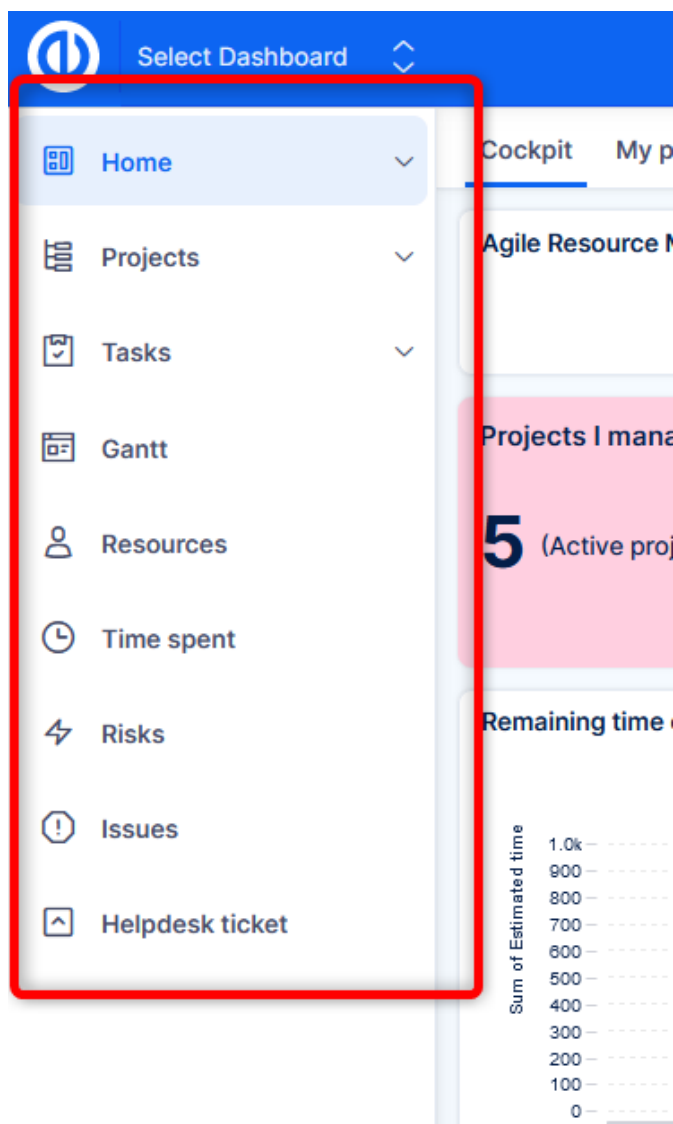
For clear understanding of our application and navigation within, we felt it crucial to implement a **standardized terminology** for various aspects of the product, which were previously not clearly named.

These terms will be gradually spread throughout documentation and all other resources.

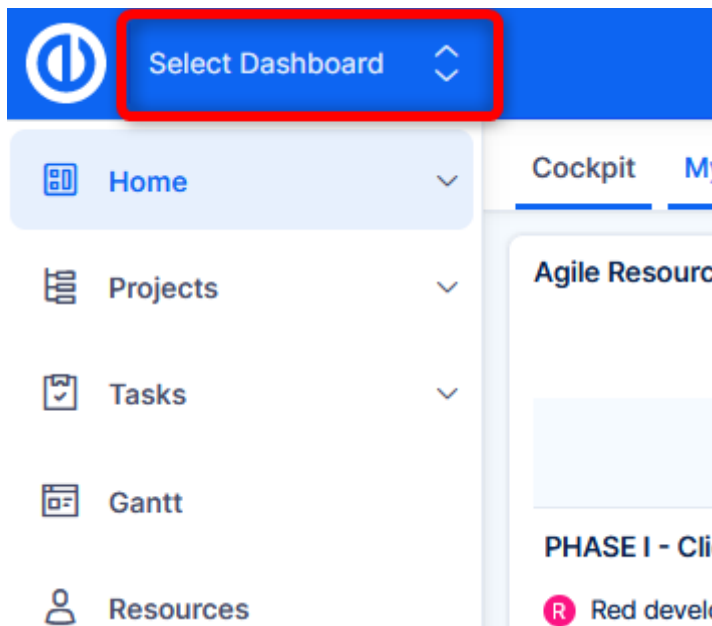
Here is a summary. Other details will be provided in v13 release notes and in the Owner's manual for v13.

## Navigation (menus, bars, etc.)

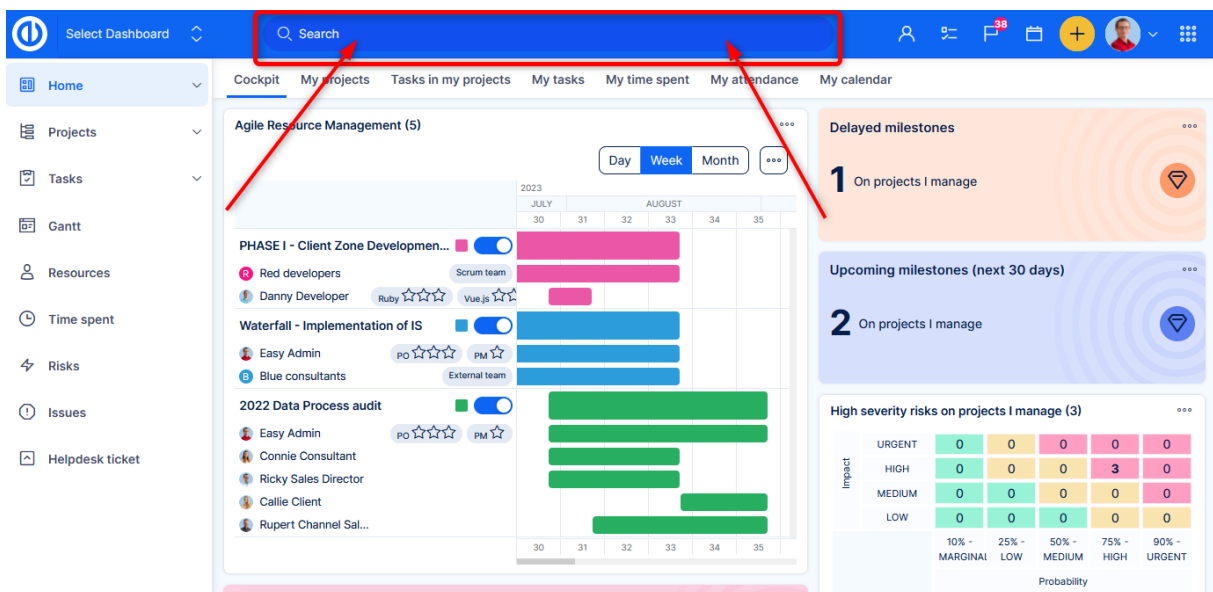
**Left menu** (previously called *Main menu*, *Custom menu*) - the menu in the left bar



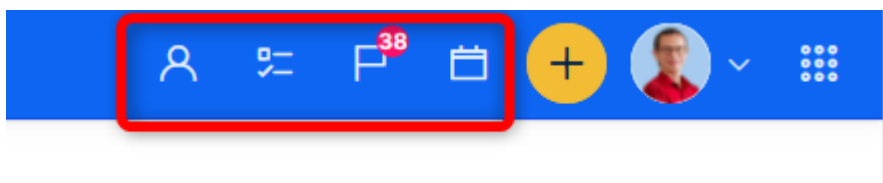
**Select Dashboard** - a new feature in v13



**Full-text search** - there are various searches in the application, this is the one in the top bar. It should be clearly distinguished by a descriptive name – “full-text” search is the proper terminus technicus.



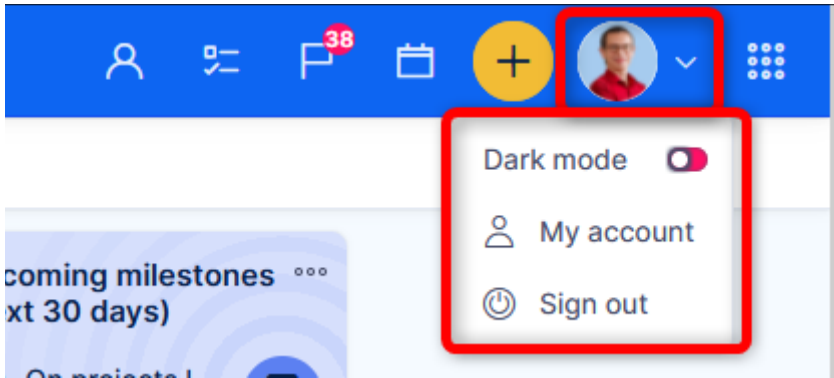
**Toolkit** - functional buttons in the top bar (to-do list, activity feed, calendar,...). In older versions these were located in the right sidebar. The right sidebar has been removed in v13, as is explained in the release notes.



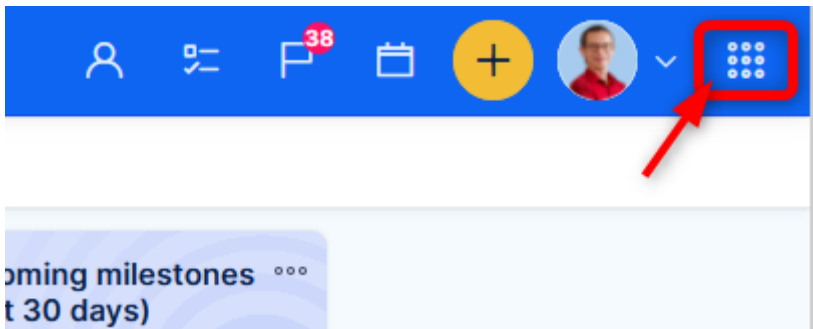
**Plus button** - Button in the top bar for creating new entities (task, project, logging time, etc.)



**My profile** - Avatar with a submenu shown in the top bar

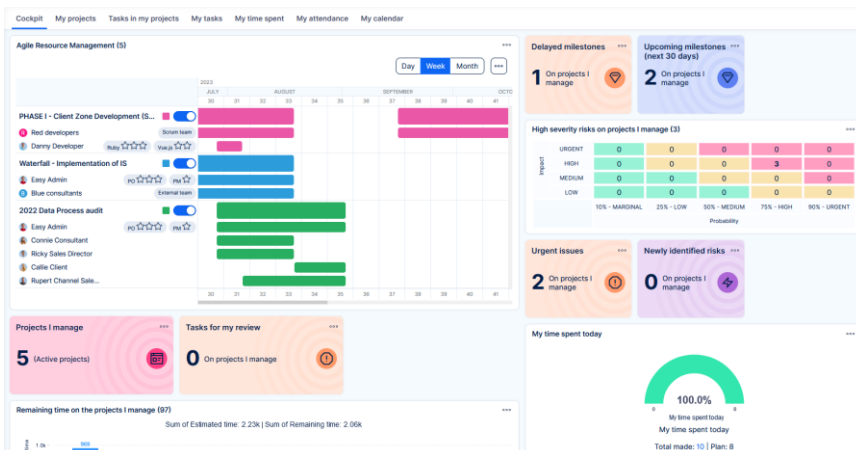


**Global menu** (previously called *More menu*, *Hamburger menu*, *Ellipsis*, *Three dots*,...) - this menu badly needed a single term. Menu in the top right corner, which contains access to various “global” dashboards and native pages (such as time reports or milestones, budgets, etc.).



## Dashboards

**Dashboards** (previously called overview page, customizable page) – pages that can be customized are widely known as “Dashboards”. It was made official in our applications as well.



There are different types of dashboards:

**My dashboard** (previously called *Home, Homepage, My page*) - the dashboard which you access by clicking on the logo in the top left corner. The first page after you log in.

**Project dashboard** (previously called *Project overview page*) - the first page when you enter a specific project

**Feature dashboard** (previously called *Built-in page*) - the pages that are access points for various features, for example via global menu (Help desk, Time reports, Budgets, CRM, etc.)

**Custom dashboard** (previously called *Easy pages*) - this type didn't really have its own name in the past. Custom dashboards are created in Administration >> Dashboard customisation >> New dashboard. They are not tied to any certain feature, or project, or user. You are free to use them for any purpose you wish.

**Widget** (previously called *Page module*) - the general name for each element that you can add to a dashboard, e.g. noticeboard, chart, list, trend, gauge, etc.

Cockpit My projects Tasks in my projects My tasks **My time spent** My attendance My calendar

Spent time calendar

30 / July 2023

Sunday	Monday	Tuesday	Wednesday	Thursday	Friday	Saturday
23 Jul	24 Jul	25 Jul	26 Jul	27 Jul	28 Jul	29 Jul
8.00 h	5.00 h	10.00 h	0.00 h	0.00 h	0.00 h	0.00 h

Log time

My time spent - this month (12)

User	Date	Project	Task	Activity	Comment	Spent time
Total:						56.00 h
27	3	10.71%				6.00 h
28	2	19.64%				11.00 h
29	3	42.86%				24.00 h
30	4	26.79%				15.00 h

My time spent

100.0%

My time spent

My time spent

Today This week This month

Total made: 10 | Plan: 8

My time spent - last month (5)

User	Date	Project	Task	Activity	Comment	Spent time
Total:						18.50 h
22	1	54.05%				10.00 h
25	1	5.41%				1.00 h
26	3	40.54%				7.50 h

Spent time Today: 10.00 h

Today 10.00 h

Work	KANBAN - software development User Story #778: Simplification of imports	8.00 h	
Work	Client Zone Development and Implementation Issue #1606: External contract	1.00 h	

**Dashboard tabs** (previously called *Tabs*) - since there may be various tabs in the application (and in your web browser), it made sense to add the adjective to the tabs that may be used in dashboards

Cockpit My projects Tasks in my projects My tasks **My time spent** My attendance My calendar

Spent time calendar

30 / July 2023

	Sunday	Monday	Tuesday	Wednesday
23 Jul	8.00 h	5.00 h	10.00 h	0.00 h
24 Jul				
25 Jul				
26 Jul				
27 Jul				

Log time

My time spent - this month (12)

✓	User	Date	Project	Task	Activity	Comment	Spent time
Total:							56.00 h
+	27	3	10.71%				6.00 h
+	28	2	19.64%				11.00 h

Button **Customise** (previously called *Customize this page*) - text on the button for editing a dashboard. The term "page" is no longer used, and "Customise this dashboard" is unnecessarily long.

+ Development 2 items 10.53 %

+ Delivery Request 2 items 10.53 %

+ Documentation 2 items 10.53 %

←

Customise

## Easy Query

**Easy Query** is a widely use component throughout the application. By this term you can understand any dataset which you can control via buttons *Filters* and *Options*, e.g. task list.

Search

Task list (200) Project issues 4 Tasks to complete this week 11

Filters default Options

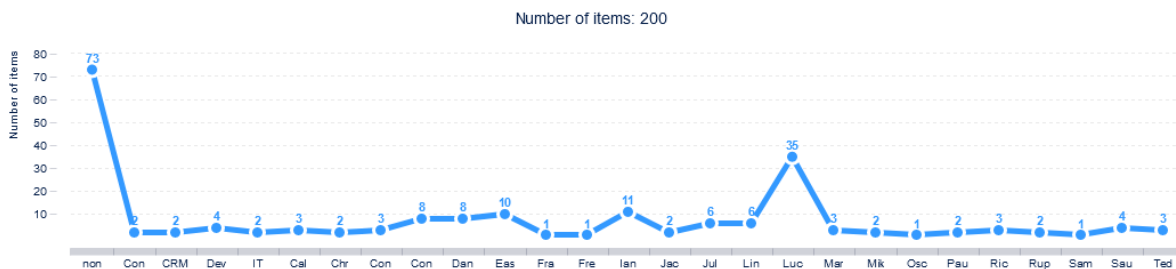
✓	Subject	Project	Assignee	Status	Due date	Estimated time
Total:						3,362.00 h
☐	Save button not functional	KANBAN - software development		In progress		20.00 h

The component is very universal, can be shown in various outputs (list, chart, tiles,...) which is why it would not make sense to call it by a name of some output type, e.g. "list". We feel it important to also clarify the terminology of the possible outputs of easy query:

**List** - the most used table view, in form of a table or spreadsheet. Also available as a widget.

✓	Subject	Project	Assignee	Status	Due date	Estimated time
Total:						3,362.00 h
<input type="checkbox"/>	Save button not functional	KANBAN - software development	[Avatar]	In progress		20.00 h
<input type="checkbox"/>	Not enough space for new servers in our datacenter	Client Zone Development and Implementation	[Avatar]	In progress	---	0.00 h
<input type="checkbox"/>	Can't delete file	Client helpdesk project	[Avatar]	In progress	26 Jul 2023	0.00 h
<input type="checkbox"/>	Key programmer just left	Waterfall - Implementation of IS	[Avatar]	In progress	01 Apr 2024	0.00 h
<input type="checkbox"/>	Remove an obsolete function	KANBAN - software development	[Avatar]	Assigned		15.00 h
<input type="checkbox"/>	Delay of notifications	KANBAN - software development	[Avatar]	In progress		18.00 h
<input type="checkbox"/>	Full text search optimization	KANBAN - software development		New	---	15.00 h
<input type="checkbox"/>	Addition of API for advanced entities	KANBAN - software development		New	---	30.00 h

**Chart** - bar, pie and line charts are available. Also available as separate widgets, by chart type.



**Pivot table** (previously called *Report*) - the previous name "Report" can be used very generally; thus it was decided to use the widely recognized technical term for this type of output, (for example in MS Excel, or other spreadsheet editors). Also available as a widget.


		Task	Issue	Deliverable	User Story	Bug	Ticket	Total
Urgent	In progress	-	2	-	-	1	1	4
High	New	7	-	-	3	1	-	11
	Assigned	-	-	-	1	1	-	2
	In progress	-	2	-	1	1	1	5
	Supervisor review	-	-	-	-	2	-	2
	Returned by client	-	-	-	-	-	1	1
Normal	New	126	-	9	8	2	4	149
	Assigned	-	-	-	2	-	1	3
	In progress	11	-	1	-	-	-	12
	Testing	-	-	-	1	-	-	1
	Supervisor review	3	-	-	2	-	-	5
Low	New	-	-	-	-	-	2	2
	Assigned	-	-	-	-	-	2	2
	In progress	-	-	-	-	-	1	1
Total		147	4	10	18	8	13	200

**Tiles** - a specific view to see more data in a small number of items.

**Issue #1605: Not enough space for new servers in our datacenter**

**Subject** Not enough space for new servers in our datacenter

**Project** Client Zone Development and Implementation

**Assignee**  Easy Admin


**Priority** Urgent

PDF iCal QR

**Issue #1523: Key programmer just left**

**Subject** Key programmer just left

**Project** Waterfall - Implementation of IS

**Assignee**  Paul Project Manager

**Priority** Urgent

PDF iCal QR

**Issue #1606: External contract is expiring**

**Subject** External contract is expiring

**Project** Client Zone Development and Implementation

**Assignee**


**Priority** High

PDF iCal QR

**Issue #1524: Current reporting module is insufficient**

**Subject** Current reporting module is insufficient

**Project** Waterfall - Implementation of IS

**Assignee**  Paul Project Manager

**Priority** High

PDF iCal QR

**Calendar** - only for tasks (Redmine based)

29	16	17	18	19	20	21	22
			<ul style="list-style-type: none"> <li>▶ Waterfall - Implementation of IS - Task #577: 2.3. Review and consult-rec...</li> </ul>			<ul style="list-style-type: none"> <li>◀ Building a house - Deliverable #1613: Planing and Admin</li> <li>◀ Building a house - Task #1620: Permits</li> <li>▶ KANBAN - software development - User Story #782: New type of charts</li> </ul>	<ul style="list-style-type: none"> <li>▶ Legal - Task #1913: Review NDA</li> </ul>
	23	24	25	26	27	28	29
	<ul style="list-style-type: none"> <li>◀ Waterfall - Implementation of IS - Task #577: 2.3. Review and consult-rec...</li> </ul>			<ul style="list-style-type: none"> <li>◀ Client helpdesk project - Ticket #2022: Can't delete file</li> <li>▶ Help desk - Ticket #2016: Online payment not working</li> <li>◀ Client helpdesk project - Ticket #2023: Troubles with licence key</li> <li>◀ Waterfall - Implementation of IS - Task #578: 2.4. Finalize proteeol with...</li> <li>▶ Anonymization Requests - Task #1749: Request registration and ve...</li> <li>▶ 2021 Data Process audit - Task #1770: GDPR legislation audit</li> </ul>	<ul style="list-style-type: none"> <li>◀ Anonymization Requests - Task #1749: Request registration and ve...</li> <li>▶ 2021 Data Process audit - Task #1773: Update database list with a...</li> <li>▶ 2021 Data Process audit - Task #1774: Risk assesment</li> <li>◀ 2022 Data Process audit - Task #1776: GDPR legislation audit</li> <li>▶ KANBAN - software development - User Story #781: New welcome page</li> <li>▶ KANBAN - software development - User Story #766: Implementation of a new set...</li> </ul>	<ul style="list-style-type: none"> <li>▶ 2021 Data Process audit - Task #1771: Update Data Processing Manual</li> <li>▶ 2021 Data Process audit - Task #1775: Update anonymization process</li> <li>▶ 2022 Data Process audit - Task #1778: New and obsolete DB audit</li> <li>▶ 2022 Data Process audit - Task #1779: Update database list with a...</li> <li>▶ 2022 Data Process audit - Task #1780: Risk assesment</li> <li>▶ KANBAN - software development - User Story #776: Caldav synchronization</li> </ul>	<ul style="list-style-type: none"> <li>◀ Team Building September - Task #1935: Define date-questionnaire</li> <li>▶ Waterfall - Implementation of IS - Task #580: 3.1.1. Roles and permissions</li> <li>▶ Waterfall - Implementation of IS - Task #579: 3.1. Actual application set...</li> <li>▶ Waterfall - Implementation of IS - Deliverable #1556: 3. Configured system</li> </ul>

**Kanban** - only for tasks. Also available as a widget (Custom kanban board)

Reported (0)		Work in progress (0)		Testing (0)		Done (0)	
#765 - Remove an obsolete function Bug		#774 - Save button not functional Bug					
#770 - Text overflowing Bug		#769 - Delay of notifications Bug					
#773 - Screen flickering on a specific view Bug							

**Dynamic filters** - this term has already existed, here it is only for completeness. This is a special mode of list view, available for tasks, projects, spent time, users, and some other components. It is best used for filtering = finding data. Since this component was heavily presented as "Dynamic filters" since its introduction in version 11, there was no need to change it.

## Project related changes

**Project card** (previously called *Project controls*) - a widget available on project dashboard. The previous term "project controls" did not fit well for this widget and is much clearer for another place → see below



Project card

5% Project completion by spent time

830h Estimated time total

45h Overall spent time

05 Apr 2024 Due date

11 May 2023 Start date

Progress

Indicator

Regular Priority

Tags

Overall activity

New subproject

New subproject from template

Close

Add to Help desk

**Project controls** - the right-most button in project menu, under which you can find submenu (history, members, modules, etc.)

Parents: PM techniques examples

Edit project

History

Modules

Members

Milestones

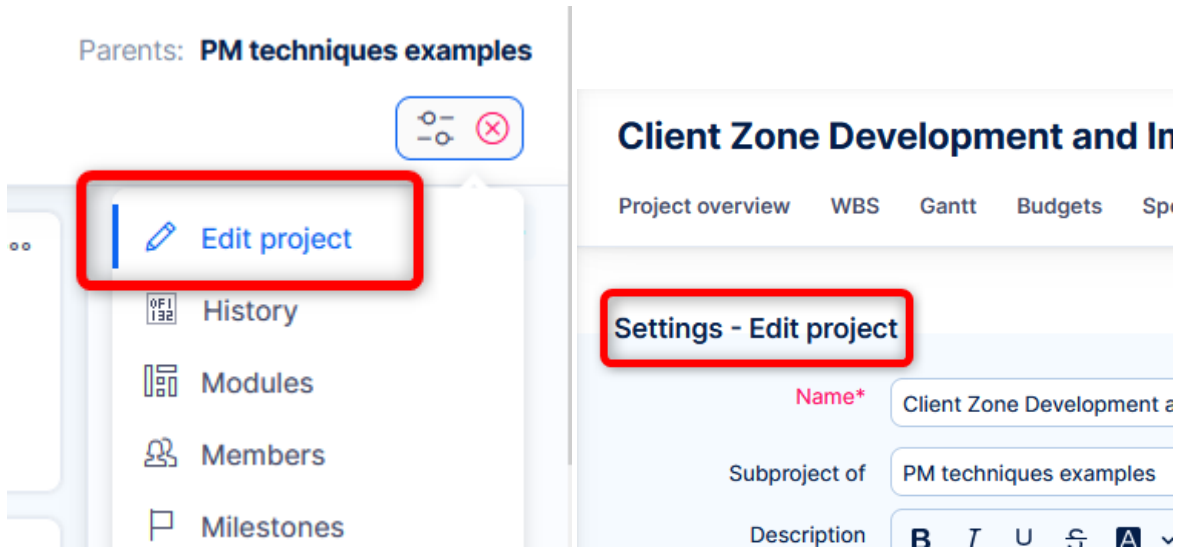
Activities (spent time)

Task timer settings

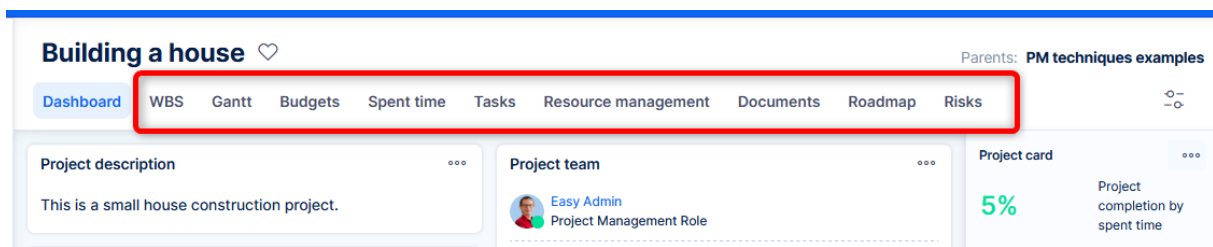
Budget settings

Resource settings

Settings—information → **Edit project** - the first option under the project controls was previously called "Information". This term was misleading = it was not clear for the users where to go to edit the project.

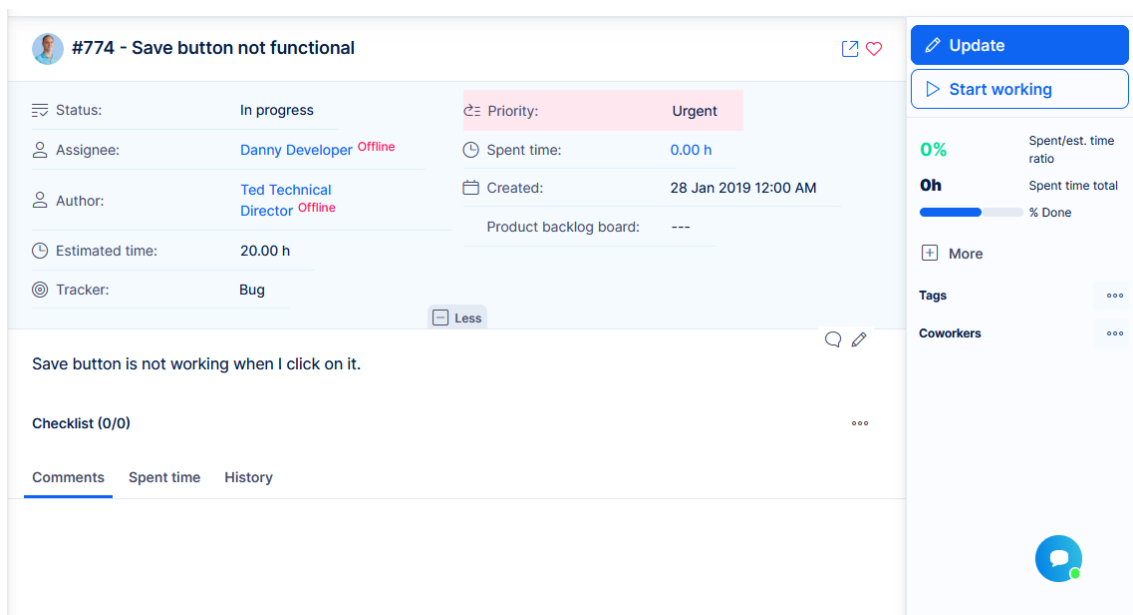


**Project modules** - the tabs in the project menu representing various functional areas concerning the project (Tasks, WBS, Gantt, Roadmap, etc.)



## Various

**Task detail** - the page representing a single task. This term was used in some documentation, but it was never properly established as terminus technicus



**Quick task editor** - a special view of the task in a pop-up window, which allows most of the operations with the task, including adding a comment, editing attributes, logging time. A small number of operations are technically not possible from this mode.

You can find this view in WBS, Gantt, Kanban, but is also accessible from task detail.

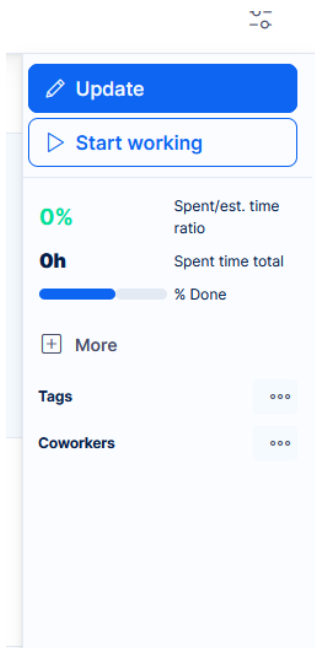
The screenshot shows a task editor interface. At the top, the task title is "Save button not functional" with a heart icon and ID "#774". Below the title are two progress indicators: "PROGRESS" (a blue bar) and "SPENT TIME RATIO" (a light blue bar). The main content area is divided into two columns of metadata:

STATUS	PRIORITY
<b>In progress</b>	<b>Urgent</b>
ASSIGNEE	AUTHOR
<b>Danny Developer</b>	<b>Ted Technical Director</b>
CREATED	ESTIMATED TIME
<b>28 Jan 2019</b>	<b>20.00 h</b>
SPENT TIME	TRACKER
<b>0.00 h</b>	<b>Bug</b>
PROJECT	PRODUCT BACKLOG BOARD
<b>KANBAN - software development</b>	

Below the metadata is a "Description" section with a checkmark icon and the text "Save button is not working when I click on it." This is followed by a "Comments" section with a speech bubble icon, a text input field containing "Add a comment", and a checkbox labeled "SHOW ALL ACTIVITIES". At the bottom is an "Attachments" section with a paperclip icon and a dashed box containing "New file" and "Maximum attachment size: 5.0 MB". On the right side, a vertical sidebar menu is visible with the following items: "Details", "Description", "Comments", "Attachments", "Spent time", "Product backlog items", "Coworkers +", "Checklists", "Tags +", "Sub tasks +", "Parent task", "Related tasks +", "ACTIONS", "Copy", "Delete task", and "Move".

**Side bar** - generally, this term is used for the collapsible right section on various pages. You can find it on task detail, project list, task list, edit project, and many more.

## Side bar on task detail



## Side bar on task list

